

vtech[®]
Baby

Parent's Guide

Lights & Stripes Zebra



91-003610-001 ©

INTRODUCTION

Thank you for purchasing the **VTech® Lights & Stripes Zebra**. This cute soft fabric zebra has lots of style and could just be the coolest zebra in the cot! Zebra's silky fabrics provide comforting tactile stimulation. The light up button on the zebra's tummy introduces colours and plays sing-along songs and melodies.



Light Up Tummy
Button



On/Off/Volume
Control Switch

INCLUDED IN THIS PACKAGE

- One Lights & Stripes Zebra
- One Parent's Guide


WARNING: All packing materials such as tape, plastic sheets, packaging locks, removable tags, cable ties and packaging screws are not part of this toy and should be discarded for your child's safety.

NOTE: Please keep Parent's Guide as it contains important information.

GETTING STARTED

BATTERY INSTALLATION

1. Make sure the unit is turned **OFF**.
2. Locate the battery cover on the electronic module inside the zebra. Use a screwdriver to loosen the screw.
3. Install 2 new AAA (AM-4/LR03) batteries following the diagram inside the battery box. (The use of new alkaline batteries is recommended for maximum performance.)
4. Replace the battery cover and tighten the screw to secure.





BATTERY NOTICE

- Use new alkaline batteries or fully charged NI-MH (Nickel Metal-hydride) rechargeable batteries for best performance.
- Use only batteries of the same or equivalent type as recommended.
- Do not mix different types of batteries: alkaline, standard (carbon-zinc) or rechargeable, or new and used batteries.
- Do not use damaged batteries.
- Insert batteries with the correct polarity.
- Do not short-circuit the battery terminals.
- Remove exhausted batteries from the toy.
- Remove batteries during long periods of non-use.
- Do not dispose of batteries in fire.
- Do not charge non-rechargeable batteries.
- Remove rechargeable batteries from the toy before charging (if removable).
- Rechargeable batteries are only to be charged under adult supervision.



Disposal of batteries and product



The crossed-out wheellie bin symbols on products and batteries, or on their respective packaging, indicates they must not be disposed of in domestic waste as they contain substances that can be damaging to the environment and human health.



The chemical symbols Hg, Cd or Pb, where marked, indicate that the battery contains more than the specified value of mercury (Hg), cadmium (Cd) or lead (Pb) set out in Battery Directive (2006/66/EC).

The solid bar indicates that the product was placed on the market after 13th August, 2005.

Help protect the environment by disposing of your product or batteries responsibly.




For more information, please visit:

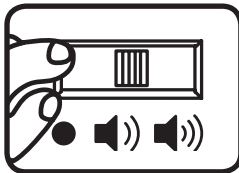
www.recycle-more.co.uk

www.recyclenow.com

PRODUCT FEATURES

1. On/Off/Volume Control Switch

To turn the unit **ON**, slide the **On/Off/Volume Control Switch** to the **Low Volume** () or **High Volume** () position. You will hear a song, a phrase and a short tune. To turn the unit **OFF**, slide the **On/Off/Volume Control Switch** to the **OFF** () position.



2. Automatic Shut Off

To preserve battery life, the **Lights & Stripes Zebra** will automatically power down after approximately 40 seconds without input. The unit can be turned on again by pressing the light up tummy button.

Note: If the unit powers down while playing, we suggest changing the batteries.

ACTIVITIES

1. Light Up Tummy Button

Press the **Light Up Tummy Button** to hear colours, melodies and sounds. The light will change colour with the sounds.





SONG LYRICS

Song 1

See all the colours.
Green, red and blue.
Bright and shining.
Twirling and swirling.
All around you!

Song 2

I'm a zebra and there's no one like me.
I live in Africa on the Serengeti.
I've got stripes, black and white.
From my head to tail, I'm quite a sight!
Running free over the plains of Africa.

Song 3

I'm a zippy, zippy zebra.
I like to leap and spin all day-ay.
Do you want to come and dance with me?
We'll have great fun, what do you say-ay?
Dance, dance, dance, dance.
Dance all day with me!






MELODY LIST

1. Alphabet Song
2. Diddle, Diddle Dumpling
3. Did You Ever See a Lassie?
4. Lavender's Blue
5. Big Rock Candy Mountain
6. Clementine
7. I'll Give You a Paper of Pins
8. The Wild Rover
9. I Shall Not Be Moved
10. Little Robin Red Breast
11. Sing a Song of Sixpence
12. A-Tisket, A-Tasket
13. Do You Know the Muffin Man?
14. Aiken Drum
15. On Top of Old Smokey



CARE & MAINTENANCE

1. Keep the unit clean by wiping it with a slightly damp cloth.
 2. Keep the unit out of direct sunlight and away from any direct heat sources.
 3. Remove the batteries when the unit is not in use for an extended period of time.
 4. Do not drop the unit on a hard surface and do not expose the unit to excess moisture.
- 



TROUBLESHOOTING

If for some reason the program/activity stops working, please follow these steps:

1. Turn the unit **OFF**.
2. Interrupt the power supply by removing the batteries.
3. Let the unit stand for a few minutes, then replace the batteries.
4. Turn the unit back **ON**. The unit will now be ready to play with again.
5. If the unit still does not work, install a brand new set of batteries.

If the problem persists, please contact our Consumer Services Department and a service representative will be happy to help you.



CLASS 1
LED PRODUCT



CONSUMER SERVICES

Creating and developing VTech products is accompanied by a responsibility that we at VTech® take very seriously. We make every effort to ensure the accuracy of the information, which forms the value of our products. However, errors sometimes can occur. It is important for you to know that we stand behind our products and encourage you to call our Consumer Services Department with any problems and/or suggestions that you might have. A service representative will be happy to help you.

UK Customers:

Phone: 0330 678 0149 (from UK) or +44 330 678 0149 (outside UK)
Website: www.vtech.co.uk/support

Australian Customers:

Phone: 1800 862 155
Website: support.vtech.com.au

NZ Customers:

Phone: 0800 400 785
Website: support.vtech.com.au



PRODUCT WARRANTY/ CONSUMER GUARANTEES


UK Customers:

Read our complete warranty policy online at vtech.co.uk/warranty.

Australian Customers:

VTECH ELECTRONICS (AUSTRALIA) PTY LIMITED –
CONSUMER GUARANTEES

Under the Australian Consumer Law, a number of consumer guarantees apply to goods and services supplied by VTech Electronics (Australia) Pty Limited. Please refer to vtech.com.au/consumerguarantees for further information.



**Visit our website for more
information about our products,
downloads, resources and more.**

www.vtech.co.uk
www.vtech.com.au



TM & © 2018 VTech Holdings Limited.
All rights reserved.
Printed in China.
91-003610-001 